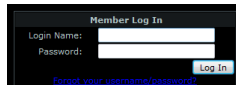


How Do I Check My Statements Online at HealthTrack?

1. Provide Member Services with your email address
2. Member Services will email you a user name and password.
3. Go to <http://www.htsw.net>
4. Click on Online Services → Your Account. *Figure 1*
5. In the bulleted list of Online Services, select **Online Statements**.

Figure 2



Member Log In

Login Name:

Password:

[Forgot your username/password](#)

6. Log in with your user name & password.
7. After log in, you are taken to the Account Summary Web page, please review for accuracy.
8. Click on **Account Information-Statements**.

Figure 3

9. Monthly online statements are available in pdf format and are processed on the 2nd of each month. *Figure 4*

Figure 1

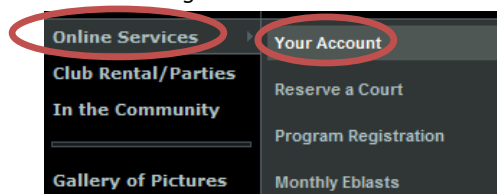


Figure 2

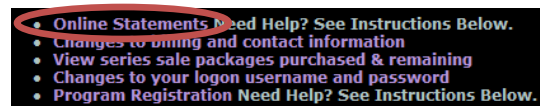


Figure 3

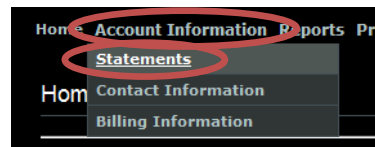


Figure 4

